

THE NORFOLK ANGLERS CLUB WIRELINE



DECEMBER 2014



POST CARD

FOR ADDRESS ONLY

Chesapeake Bay Bridge Tunnel opened April 15, 1964

Tis the season for Stripers!

*Wishing you a Happy
Holidays! and,....a great
Rockfish Season!*

PS: See you at the next Meeting.

Norfolk Anglers
Post Office Box 8422
Norfolk, VA 23503-0422

What's INSIDE

- Holiday Gift Exchange!
- Fishing Tips: Striper Fishing with Capt Herb Gordon
- Fishing Reports:
 - Specked Trout, Black Sea Bass, and Triggerfish
- Angler Interests:
 - VMRC Hearing on Striped Bass Regulations
 - US Marine Corps Reserve Toys for Tots Campaign
 - Cold Water Safety

2015
Membership
Renewal Time!

Leadership Notes...

Lot's of Speckled Trout and Striper fishing going on right now. I hope you've had a chance to get out and get on them. Our meetings are a great forum to get advice or make contact to get on a boat and go fishing. Our club is about fishing and fellowship, so, if you've got a boat and are looking for additional anglers or are without a boat and looking to get aboard just let us know at the meeting.

Don't forget it's time for 2015 membership renewal. We collect membership forms at every meeting. We also have two Proposed By-Law changes to consider at the next meeting.

The Marine Corps Toys for Tots campaign is a wonderful opportunity to bring holiday gifts to less fortunate children each year. If you desire to bring a new & unwrapped gift to the meeting, I will personally deliver it to a local Toys for Tots delivery box.

As always, I look forward to seeing you at the meeting.

Will

MEETING

Holiday Gift Exchange!!

In lieu of a guest speaker at our December meeting we'll be holding our Holiday Gift Exchange. Some call it a Yankee Gift Swap or White Elephant Gift Exchange, whatever you want to call it, it can be great fun.

To participate bring along a wrapped gift in the \$10-15 range. We'll collect the gift and give you a raffle ticket. We'll then use the ticket to randomly set the order to select a gift. The Gift Exchange Rules are as follows;

- Gifts range \$10-15
- When you're selected you can pick a wrapped gift or select one that's already been opened.
- Gifts must be opened once selected.
- If the gift you opened is selected by someone else you can then select a wrapped gift or grab someone else's unwrapped gift. but you can't take back the one you just had.
- Gifts can only be swiped twice. Meaning, the gift once opened can be taken by someone else and then taken a second time. After that the gift isn't available to change ownership again.
- There can be only three gift "swipes" during a turn. After the third gift "swipe" the next person draws an unwrapped gift...and we begin again.



Important:

Date of next meeting - Monday December 8, 7 pm

Location:

Teppanyaki Buffet - 7525 Tidewater Dr Norfolk VA 23505

Publishers NOTES

Editor:

Wendy Bransom

wbranfildes@gmail.com

NAC OFFICERS

President:

Will Bransom

will.bransom@gmail.com

Vice President

Iva Nicolo

kinicolo@gmail.com

Treasurer:

Ned Smith

neds9610@aol.com

Secretary:

Ike Eisenhower

jeisenhower2@cox.net

Events Coordinator:

Jason Nicolo

jrn2003@gmail.com

Awards Coordinator:

Tom Hubert

thubert57@hotmail.com

Guard/Greeter:

Ben Capps

obbco@obbcosafety.supply.com

Past President

Neal Taylor

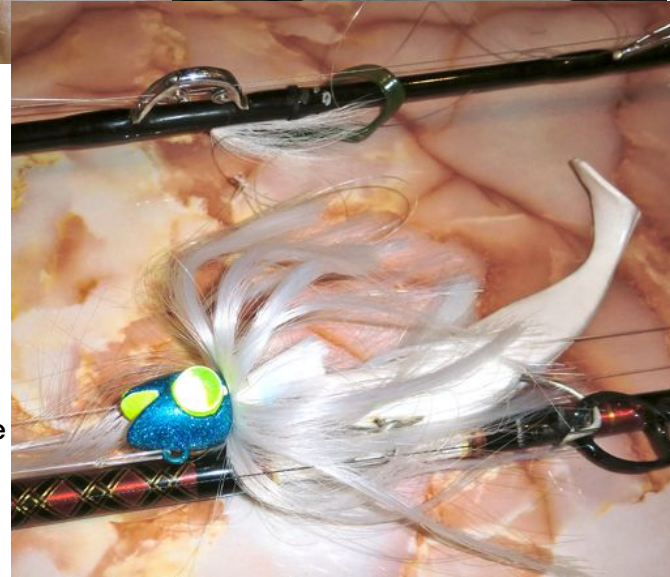
jtsacadoo@yahoo.com

Webmaster:

Pat Hirsch

pfhirsch@yahoo.com

Fishing Tips....



Striper Fishing

Guest Speaker: CAPT Herb Gordon

Conditions:

Stripers can be caught in any conditions, most often fishing the tidal current and/or light lines from the bridges yields the best results.

Technique:

Casting: When casting on the bridge pilings position the boat close to the pilings and cast up-current to allow the lure to flow with the current near the pilings. Looking for a light strike on the lure while lure is sinking. A light strike will be better felt on a Conventional/Baitcast Reel than on a Spinning Reel.

Wirelining: Capt Gordon advises "It costs a lot to learn how to Wireline". Wirelining requires a different approach in targeting Rockfish and is more challenging than other methods. Trolling wire over the tunnel tubes begins in shallow water and moves deep. The object is to continually bounce your sinker atop of the rocks covering the tube and allow your long leader to drift over the tube with the current. The sides of the buildings on the bridge tunnel islands are often used as the alignment for your trolling course. When you hang up on the rocks (and you will) it's important to break the sinker off as quickly as possible. Capt Gordon has a small piece of leather mounted on his reel (lower right photo) that he uses with thumb pressure on the wire spool. Generally, this is enough tension to break the lighter weight mono and retrieve the rig.



Tackle:

Casting: Windcheaters used at dawn or dusk works well around the pilings

Wirelining: Conventional Reels (Penn 330) with shorter rods and line guides to handle #65 wire. 3-Way swivels are used to attach the #65 wire, #60 monofilament drop (4ft) to sinker, and 30ft of #50-60 Leader. Only 1/4oz Bucktails are necessary as the sinker weight keeps the lure down. Trolling speeds vary on conditions but 2.5-3.5 kts across the current is typical.

Trolling: Capt Gordon uses White and Chartreuse Parachute rigs attached to the same 3-way swivel. He keeps the Parachutes rigs weighted the same (9oz) and differs leader lengths (5ft and 10ft) to keep rigs from entangling. Use your fishfinder to find the depth of the schools and adjust rigs and speed accordingly. Capt Gordon favors the Parachute rigs from Spankin Strippers, specifically 34081D with a 10/0 Mustad Hook. Rigging the tails requires some practice to position the rubber swim tail correctly, especially if you're rigging a second "stinger" hook.

Other thoughts: Capt Gordon shared his perspective on the decline of Rockfish over the last decade, most dramatically in the past two years. He shared that he's observed a slow decline over the last ten years fishing the Chesapeake Bay and there's a number of contributing causes. Both Commercial and Recreational fishing take their toll on the fishery as does other environmental factors. Water quality and the availability of bait fish influence our fishery. "Stripers follow the bait"

On October 29, 2014, the Atlantic States Marine Fishery Commission (AMFC) voted to establish a spring recreational Striped Bass trophy permit and the Virginia Marine Resource Commission (VMRC) will hold a Public Hearing on the issue in December. The AMFC action requires each state to decide how best to achieve their revised harvest limits.

Anglers are encouraged to provide their input to VMRC by attending the Public Hearing or drafting a letter to the Commission. See the Angler's Interest page for additional information.



Fishing Reports



Elizabeth River Fishing At Its Best, 31 Oct
By Ned Smith

I went out on the ER with JB (John Brown) on a light wind fall day with expectations of catching some Specks before a cold front hit the area. Getting on the river at 10 AM was a late start for JB but it ended up working out. We started fishing on the last of the outgoing tide and fished through much of the incoming. Water temp was in the upper 50s. JB marked a lot of fish on screen in 15 to 25 feet of water. We began fishing with jerk shads using 1/4 to 3/8 oz lead heads and MR18s. In 6½ hours we caught 52 quality Specks, 4 Puppy Drum and 5 Stripers. Included in the Specks were 5 citations – 24, 24¾, 25½, and two 26s. All fish were released. Thanks to JB, I had the best Speck day ever!



20 Nov: Fished the river with Ned and we caught Speckled Trout steadily thru the day. Ned had a 24 1/4 inch trout and also caught 4 rock fish. *Awesome day!* - Louis Glaser



A Great Day on the Water with Friends!

By James Short, owner of HRFP

I had the pleasure of fishing with Louis Glaser and Bert Sainz today. We met up at 8 am and got away from all the other boats around the high rise. After moving north on the Elizabeth River for awhile, we started marking fish holding deep in the river. The water temp was 54 degrees and the fish were down in the warmer water. The lures that worked best for us were jigs with plastics. Louis began hooking up pretty quickly and continued the clinic for the next four hours. At the end of the day we had all caught fish and had 12 trout and one striper in the box.



16 Nov: JT Hale was fishing with me. We ran out to some wrecks of VA Beac, really calm day. We had a two person limit of sea bass to 4.5 pounds and 11 triggers to 3.5 pounds. This was JT's biggest sea bass he ever caught.

- Wes Blow

19 Nov

Hamish Small was fishing with me. Prior to this trip the only trout he had ever caught were some no bigger than 10 inches fishing for other species. We caught 12 this day with 4 between 24.75" and 26" and Hamish had 3 of the four biggest. All were tagged and released except for one 22 inch Hamish kept.



I also ran my boat out to some wrecks in the 60 mile plus range off VA Beach and limited out on sea bass to 4.5 pounds and nice catches of trigger fish. Some of the triggers were almost 4 pounds. Have heard of good flounder catches on some of the closer wrecks.

- Wes Blow

23 Nov

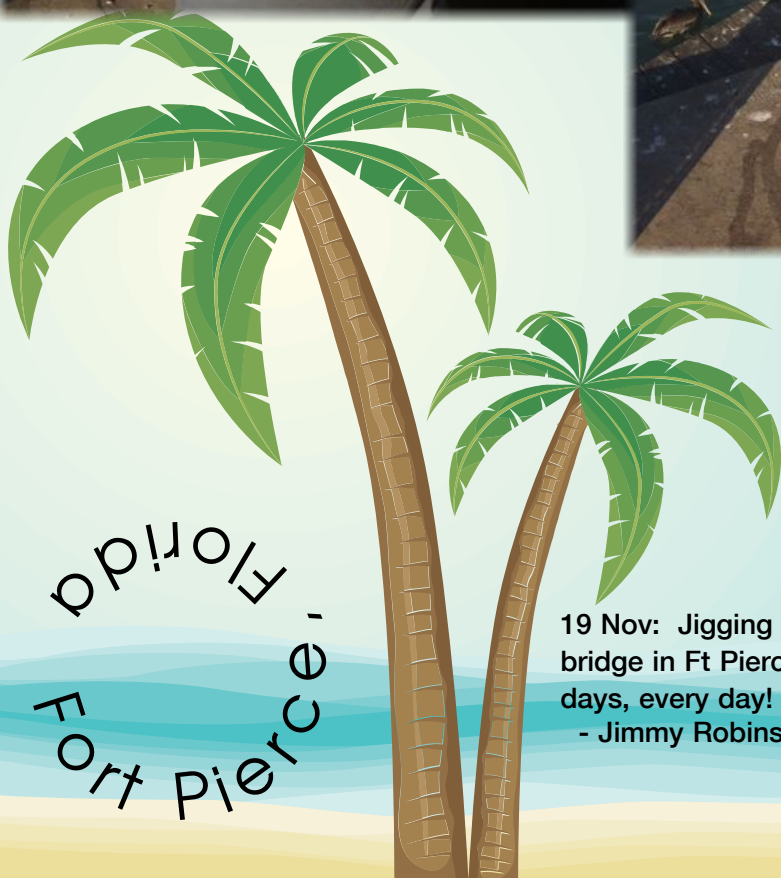
Fished for speckled trout with Wes Blow today, in the Elizabeth River. We caught 11 trout (would have caught more if I had not missed so many). 7 of the specks were between 24.5 and 27.25 inches long. The smallest fish was 19 inches long. All were tagged and released.

- Dr. Ken Neil III





11 Nov: Last catch in
Lynhaven. Tried again on the 14
Nov; no bites. Have they left?
Water temp 48-51deg.
- Jimmy Robinson



19 Nov: Jigging small buck tails from
bridge in Ft Pierce, FL. 81 degree
days, every day! Ready to return
- Jimmy Robinson

Florida
Fort Pierce

The Basics of Cold Water Safety

When planning a fishing trip we think about all the things to make the trip successful. There's all the rods & reels, fishing tackle, bait, fuel for the boat, food & drink, and the list goes on. And, while we'll give a thought to the outside temperature and dress for it, seldom do we consider how cold the water is and what it means IF you find yourself in it.

1 - 10 - 1 is the US Coast Guard's Cold Water Survival Rule and it helps to understand the phases of cold water immersion. Simply put it's **1** (first minute and Cold Water Shock), **10** (Ten minutes and Cold Water Incapacitation), and **1** (One hour to succumb to Hypothermia).

1 - The first minute and Cold Water Shock

Rapid immersion in cold water causes the body to gasp and hyperventilate. The risk of breathing in water during this initial and uncontrolled phase is high and accounts for roughly 20 percent of deaths from drowning.

10 - Cold Water Incapacitation

The next ten minutes is critical for a person in the water to self-rescue. As the body decreases blood flow to the arms & legs to preserve body heat to vital organs you lose meaningful arm & legs movements. Your ability to self-rescue diminishes and if you're not wearing a Personal Floatation Device (PFD) that will float you head up, you drown.

1 - Hypothermia

Hypothermia is the cooling of the body core temperature. It happens more slowly than you might imagine and varies among individuals depending on a number of factors such as, physical conditioning, body fat, etc. Hypothermia symptoms can range from confusion to unconsciousness and develops in the hour after immersion.

So, how cold does the water have to be? Well, our fishing grounds are already cold enough at 49 degrees (CBBT water temperature on 28 Nov). Though generally, water colder than 60 degrees is considered cold.

There's another Coast Guard Rule to think about...the 50/50/50 Rule; In 50 degree water for 50 minutes you have a 50 percent *better* chance of surviving wearing a Personal Floatation Device (PFD).

It's important to remember if you've gotten dunked you must get dry and warm as soon as possible. Toughing it out because the fishing's good can spell disaster. Hypothermia can quickly become a medical emergency. Calling the Coast Guard on VHF Channel 16 is one of your best options for getting assistance quickly.



ANGLER INTERESTS

Norfolk Anglers Club Gift Exchange



December Meeting - December 8, 2014: To participate, bring a wrapped gift in the \$10-15 range to our December meeting. We'll collect the gifts and draw randomly to exchange gifts.

United States Marine Corps Reserve Toys For Tots drive



Every year the Marine Corps Reserve collects new/unwrapped toys and distributes those toys as Holiday gifts to less fortunate children in the community. Look for a Toys For Tots collection box at your local Marina Office, Toy Store, and many other local area stores. It's a wonderful opportunity to bring joy to a family less fortunate than you this holiday season. Semper Fi!

VMRC Public Hearing on Proposed Amendments to Striped Bass Regulations



December 9, 2014: REQUEST FOR PUBLIC HEARING: Proposed amendments to Chapter 4 VAC 20-252-10 et seq., "Pertaining to the Taking of Striped Bass" to comply with Addendum IV to Amendment 6 to the Atlantic Striped Bass Interstate Fishery Management Plan. The Commission voted unanimously to advertise for a December 9, 2014, Public Hearing for proposed amendments to CHAPTER 4 VAC 20-252-10 ET SEQ. "PERTAINING TO THE TAKING OF STRIPED BASS" to include any measures adopted and approved, relative to Virginia Striped Bass fishery management, by the ASMFC Striped Bass Management Board on October 29, 2014; and to establish a spring recreational striped bass trophy permit and sanctions pertaining to the failure to submit mandatory harvest reports for spring trophy striped bass.

Norfolk Anglers Club Canned Food Drive



The Norfolk Anglers Club is continuing our Canned Food Drive. So, please bring a non-perishable food item to the next meeting. We've got a labeled box at the entrance of the Banquet Room to collect your donation. When you donate you get a free raffle ticket to the evening's drawing.

Catchin' for Kids Rockfish Tournament




December 5th and 6th, 2014: Hosted at Vinings Landing Marine Center as in previous years. Current Rules and Regulations are available at the www.catchinforkids.org website

T-Shirts for SALE

Check them out at the next meeting! \$15.00 for short sleeves and \$18.00 for long sleeve



Long Sleeve, M, L, XL & 2X



M & 3X



M, L, XL & 2X



M, L, XL & 2X



**Wear your Norfolk
Anglers Club Tee-Shirt
to the meeting and get
a free raffle ticket!!**



L, XL & 2X



L, XL & 2X



L



M, L, XL & 2X



L



XL



M & XL



2X



**P O BOX 8422
NORFOLK, VA 23503-0422**

The Norfolk Anglers Club was founded in 2005, filling a need for a fishing club in the City of Norfolk. Membership comes from all over the state.

We are family oriented, dedicated to bringing fishermen and their Families together.

Monthly meetings cover both inshore & offshore fishing as well as boating & safety. There are guest speakers covering a variety of topics and monthly raffles.

We also conduct friendly fishing tournaments and cookouts, all with a family atmosphere in mind.

Meetings

Our meetings are held on the second Monday of each month at 7:00 PM

The meeting location may vary so please check our web page at

<http://www.norfolkanglersclub.com>

All meetings are open to the public and non-members are welcome to attend.

Membership

Annual dues are:

\$30.00 for an individual
\$35.00 for a family.

Norfolk Anglers Club membership may be obtained by filling out this application and bringing it to the meeting or Membership Application may be mailed to the following address:

**NAC
P O BOX 8422
NORFOLK, VA 23503-0422**

Point of Contact

Please go to our web page for
CONTACT information

Membership Application

Name: _____

Address: _____

City: _____

State: _____ ZIP: _____

Email: _____

Phone: _____

Annual Dues: _____

_____ \$30.00 Individual

_____ \$35.00 Family

Family membership includes spouse and dependent children only. Family members, please complete the following:

Spouse: _____

Children (under 18)

Names: _____

